



Data Sheet
2441.8MHz SAW 3030
SPT2G41M30E

V1.0

Features:

- Ceramic Package for Surface Mounted Technology (SMT)
- RoHS compatible
- Package size 3.00x3.00x1.25mm³
- Electrostatic Sensitive Device(ESD)

Specifications:

- Operation Temperature:-40°C to +85°C
- Compact miniature size
 - 3.0 mm × 3.0 mm footprint
 - 1.25 mm max-height

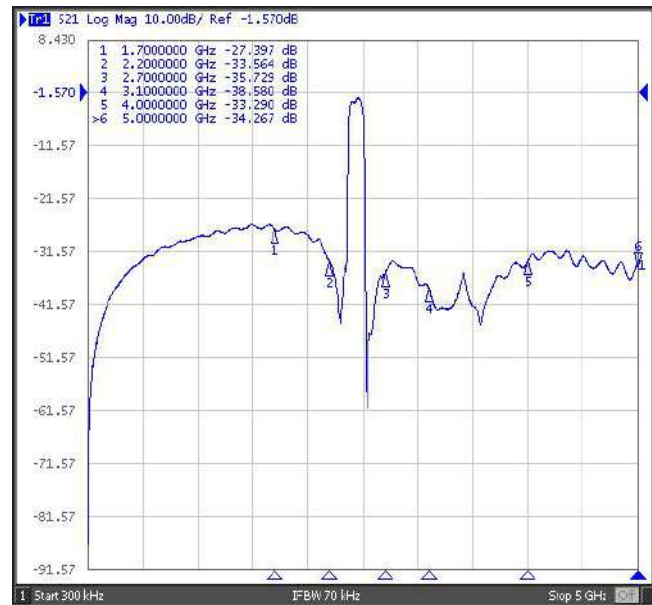
Applications:

- Low-loss SAW component
- Low amplitude ripple
- Sharp rejections at both out-bands
- Usable passband 83.5 MHz

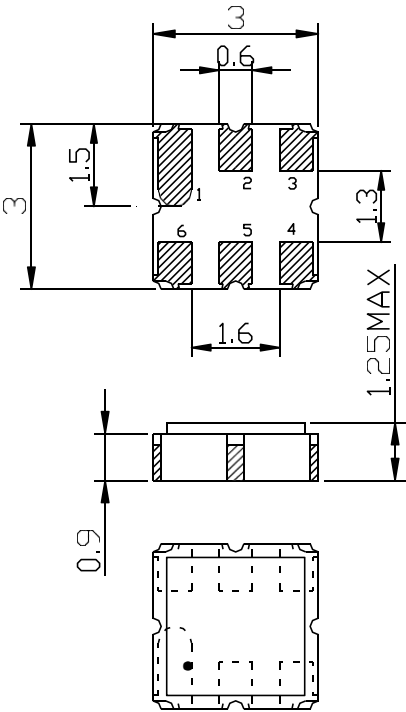
Electrical Specifications. Test Temperature: 25°C±2°C

| Item | | Minimum | Typical | Maximum | Unit |
|------------------------|----------------|---------|---------|---------|------|
| Center Frequency | fc | | 2441.80 | | MHz |
| Insertion Loss(min) | IL | | 1.8 | 2.5 | dB |
| Insertion Loss | IL | | 2.8 | 4.0 | dB |
| Amplitude Ripple (p-p) | $\Delta\alpha$ | | 1.2 | 2.0 | dB |
| Group Delay Ripple | GDR | | 10.0 | 30.0 | ns |
| Absolute Attenuation | α | | | | |
| DC - 1700.00 MHz | | 20.0 | 25.0 | | dB |
| 1700.00 - 2200.00 MHz | | 20.0 | 25.0 | | dB |
| 2700.00 - 3100.00 MHz | | 28.0 | 32.0 | | dB |
| 3100.00 - 4000.00 MHz | | 25.0 | 30.0 | | dB |
| 4000.00 - 5000.00 MHz | | 25.0 | 28.0 | | dB |
| Input VSWR | | | 1.8:1 | 2.0:1 | / |
| Output VSWR | | | 1.8:1 | 2.0:1 | / |

Frequency Characteristics.
Frequency Response

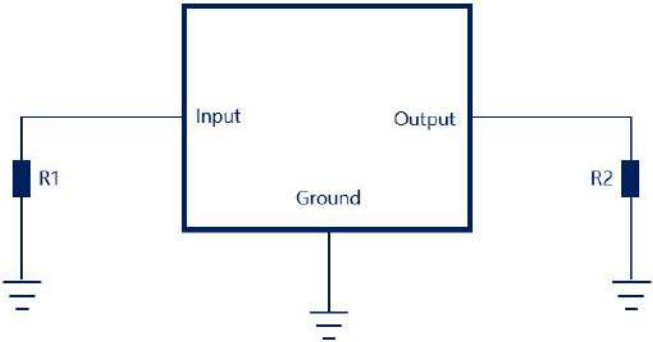
Frequency Respons (wideband)


Package & Dimensions



| Pin No. | Description |
|---------|-------------|
| 2 | Input |
| 5 | Output |
| 1,3,4,6 | Ground |

Matching



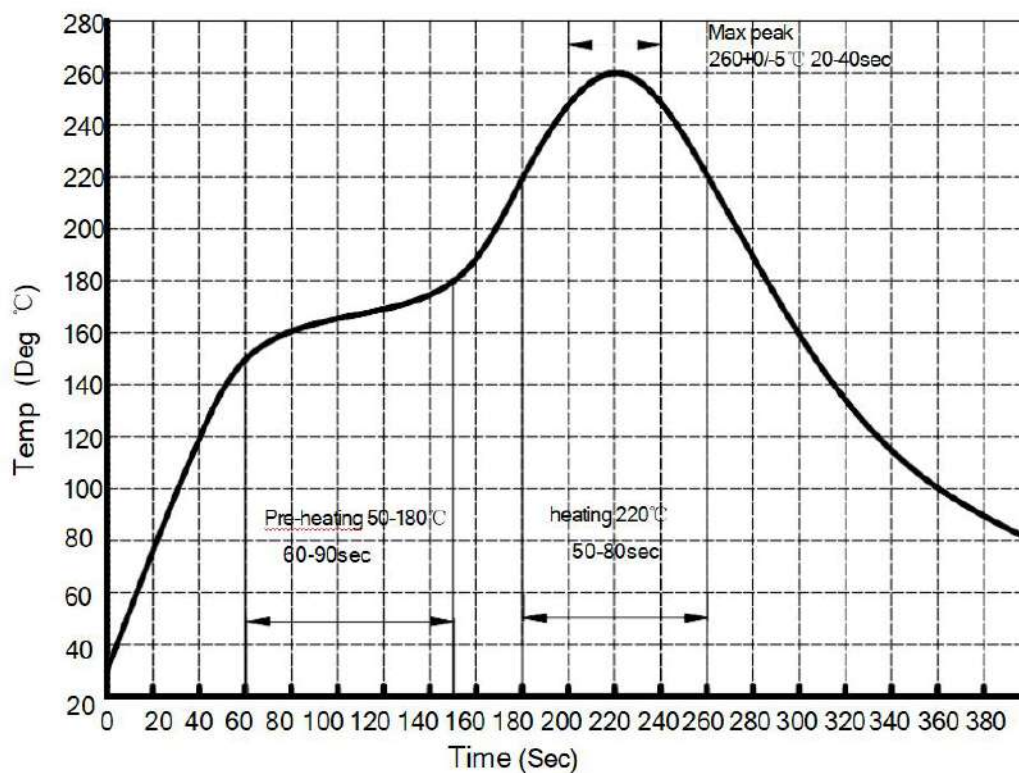
| Port | Matching Component ¹ |
|--------|---------------------------------|
| Input | R1: 50Ω |
| Output | R2: 50Ω |

Matching component values shown are recommended based on the Spectron evaluation board. Value adjustment may be required on the end-user's circuit boards for the selected component manufacturer and PCB material.

Maximum Ratings

| Item | | Value | Unit |
|-----------------------|------------------|-----------|------|
| DC Voltage | V _{DC} | 5 | V |
| Operation Temperature | T | -40 ~ +85 | °C |
| Storage Temperature | T _{stg} | -40 ~ +85 | °C |
| RF Power Dissipation | P | 20 | dBm |

Recommended Reflow Soldering Diagram



Ordering Information

| Part Number | Number of Devices | Container |
|-------------|-------------------|---------------|
| SPT2G41M30E | 1000pcs | Tape and Reel |

Reliability

| No. | Test item | Test condition |
|-----|------------------------------|--|
| 1 | Temperature Storage | Temperature: 85°C±2°C , Duration: 250h , Recovery time: 2h±0.5h (2) Temperature: -55°C±3°C , Duration: 250h ,Recovery time: 2h±0.5h |
| 2 | Humidity Test | Conditions: 60°C±2°C ,90~95% RH Duration: 250h |
| 3 | Thermal Shock | Heat cycle conditions: TA=-55°C±3°C, TB=85°C±2°C, t1=t2=30min, Switch time: ≤3min, Cycle time: 100 times, Recovery time: 2h±0.5h. |
| 4 | Vibration Fatigue | Frequency of vibration: 10~55Hz Amplitude:1.5mm Directions: X,Y and Z Duration: 2h |
| 5 | Drop Test | Cycle time: 10 times Height: 1.0m |
| 6 | Solder Ability Test | Temperature: 245°C±5°C Duration: 3.0s--5.0s Depth: DIP--2/3 , SMD--1/5 |
| 7 | Resistance to Soldering Heat | (1) Thickness of PCB:1mm , Solder condition: 260°C±5°C , Duration: 10±1s (2) Temperature of Soldering Iron: 350°C±10°C, Duration: 3~4s, Recovery time : 2 ± 0.5h |

Spectron Technologies, Spectron Microsystems, and the spectrum logo are among the trademarks of Spectron and/or its affiliates in the People's Republic of China, certain other countries, and/or the EU.

Copyright © 2022 Spectron. All Rights Reserved.

The term “Spectron” refers to Specton (Shenzhen) Technologies Co. Ltd and its subsidiaries.

Information furnished by Spectron is believed to be accurate and reliable. Spectron reserves the right to make changes without further notice to any products or data herein to improve reliability, function, or design. However, Spectron does not assume any liability arising from the application or use of this information, nor the application or use of any product or circuit described herein. Neither does Spectron convey any license under its patent rights nor the rights of others.

